



METRIC CRIMP CHART AND RAPID NUMBERS

DECEMBER 2017



This crimp chart supersedes all previous metric crimp chart versions.
For up to date information refer to www.RYCO.com.au

Part Number: RYCO-MKT0300
Document: RH-WI-61
Revision: 09 (2017-12-21)

INTRODUCTION

RYCO. THE COMPANY.

RYCO Hydraulics started manufacturing hoses, fittings and filters in 1946. As the hydraulics industry evolved, the Company expanded its range and the main product line soon became high-pressure hydraulic hose and fittings. RYCO Hydraulics' simple belief of "Higher Technology Equals Greater Performance" applies throughout the Company.

The Company's research and development centres and testing facilities are dedicated to developing innovative products and pioneering new processes in fluid conveying systems technology. Our specialised equipment and technology enable us to manufacture our large range of products efficiently and cost effectively.

"HIGHER TECHNOLOGY EQUALS GREATER PERFORMANCE"

RYCO. MISSION STATEMENT.

Our Mission is to listen to our customers and deliver the highest quality and technologically superior fluid conveying connection products and solutions.

RYCO. COMPANY VISION.

Our vision is to be the premier supplier and service provider of choice in every market we participate in.

RYCO. THE QUALITY.

RYCO Hydraulics is certified to current version of AS/NZS ISO 9001 "Quality Management Systems - Requirements" by NATA Certification Services International (NCSI - Registration No. 7029). Company Policy is to supply products and services that meet or exceed our industry standards. These standards include SAE, EN (DIN), AS, ISO, JIS, BS and BCS. The bottom line in Quality Control (QC) & Quality Assurance (QA) is Customer Confidence & Customer Satisfaction.

OUR AIM IS ZERO DEFECTS

RYCO. PRODUCT IDENTIFICATION.

All RYCO Hydraulics products are clearly branded with a unique RYCO Hydraulics part number and batch code, where practical. In today's quality conscious world, RYCO's invaluable batch coding system takes traceability and customer assurance to new levels. Not everyone is an expert in thread identification. Time and money are often wasted identifying goods or despatching the wrong item. Using clearly branded RYCO products reduces the chance of error, saving you time and money.

IF IT'S NOT BRANDED - IT'S NOT RYCO

RYCO. WAREHOUSE & DISTRIBUTION.

At RYCO Hydraulics, we understand that when you need your product, you need it fast. Our network of warehouses and distributors gives the greatest product availability to our customers. Our comprehensive ordering and despatch system ensures that your orders are correct before leaving the warehouse.

WE PRIDE OURSELVES ON SHIPPING CORRECTLY

IMPORTANT – DO NOT MIX AND MATCH PRODUCT

Hydraulic Hose from one manufacturer is usually not compatible with fittings supplied by another manufacturer.

It is the responsibility of the hose assembly fabricator to consult the manufacturer's written assembly instructions or the manufacturers directly before intermixing hose and fittings from two manufacturers. Similarly, assembly equipment from one manufacturer is usually not interchangeable with that of another manufacturer. It is the responsibility of the hose assembly fabricator to consult the manufacturer's written instructions or the manufacturers directly for the proper assembly equipment. Always follow the manufacturer's instructions for proper preparation and fabrication of hose assemblies.

Disclaimer: We reserve the right to alter the design, or discontinue any of the company's products or services without notice. While every effort has been made to ensure the accuracy of the information contained in this publication, our Company Policy of continual research and product development necessitates changes and refinements which may not be reflected in the following pages. If in doubt, please contact your nearest sales office. Illustrations are not to scale, and are indicative only.

Copyright 2017. All rights reserved. This document may NOT be reproduced, in whole or parts, without the written permission of RYCO Hydraulics Pty. Ltd. Specifications may change without notice. E. & O.E.

METRIC CRIMP CHART AND RAPID NUMBERS

This crimp chart supersedes all previous metric crimp chart versions and previously issued documentation regarding crimping dimensions.

RYCO Rapid Numbers simplify the crimping process while reducing the risk of incorrectly fabricating a hose assembly due to operator error. RYCO Rapid Numbers should be used in conjunction with the corresponding crimper die colour specified herein for the corresponding hose and coupling combination. RYCO Rapid Numbers should only be used with RYCO R125 and R250 model crimpers in accordance with the respective crimper instruction documentation. Should the specified crimp dimension not be achieved using the corresponding RYCO Rapid Number setting, please contact RYCO Technical Department.

Crimp dimensions should always be measured and checked using preferred methods outlined herein and as per associated RYCO literature.

If a hose and coupling combination listed herein does not list assembly values in the crimp chart matrix, then that hose and coupling combination is an incompatible combination. Should you wish to confirm if a hose and coupling combination is valid, please check the latest version of this crimp chart at www.RYCO.com.au or contact your nearest RYCO representative.

The assembly of incompatible hose and coupling combinations is not allowed without explicit instructions and formal written approval from RYCO.

For up to date information and detailed assembly instructions refer to www.RYCO.com.au or contact your nearest RYCO representative.

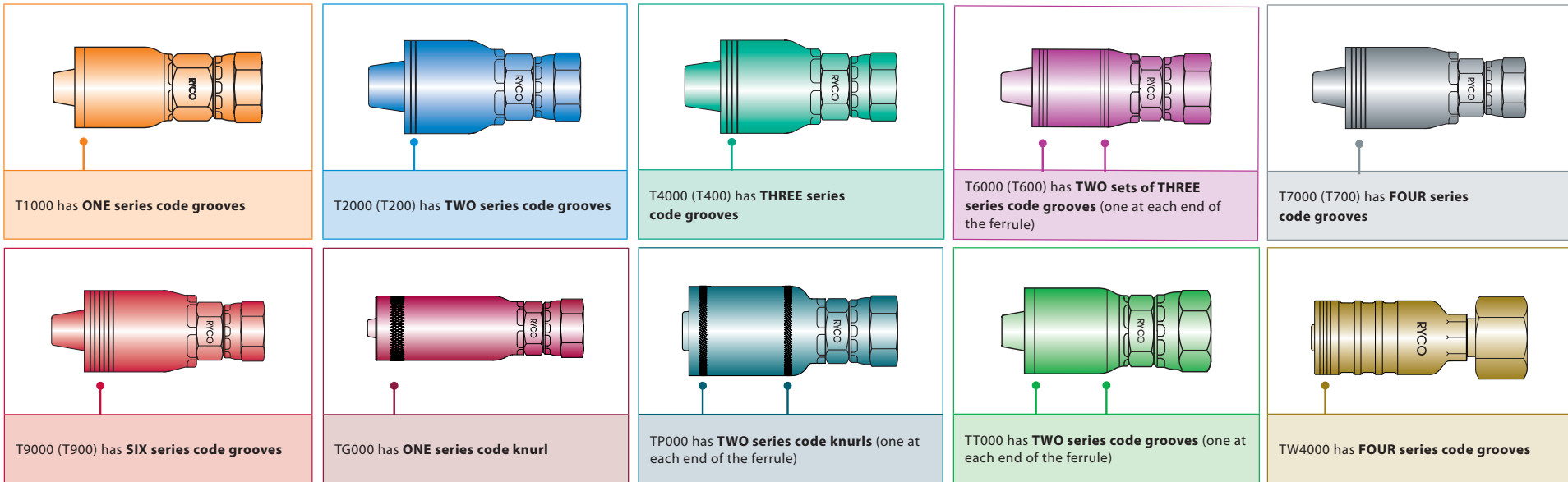
HOSE SERIES	COUPLING SERIES	PAGE
Identifying RYCO BITELOK Couplings.....		2
Branding Information		3-5
ISOBARIC BRAID		
T3000A, T3000D, T3000S	T1000, T2000	6
T3600A, T3600D, T3600S	T1000, T2000	6
T4000A, T4000D, T4000S	T2000	7
T5000A, T5000D, T5000S	T2000	7
T6000A, T6000D, T6000S	T2000	8
ISOBARIC SPIRAL		
H3000A, H3000D, H3000S	T7000	9
H4000A, H4000D, H4000S	T7000	9
H5000A, H5000C, H5000D, H5000S	T7000, T6000, T9000	10
H6000A, H6000D, H6000S	T7000, T6000, 66000N	10
ONE WIRE BRAID		
RQP1	T2000	11
T1A, T1D, T1F, T1S	T2000	11
E1	T2000	12
T3KA, T3KD, T3KS	T2000	13
TWO WIRE BRAID		
T2A, T2D, T2S	T2000, T7000, 1200	14
T2C	T2000, T7000	15
RQP2	T2000, T7000	14
TJ2D	T2000	14
TXA2D	T2000, T7000	14
E2	T2000, T7000	16
EC2	T2000	16
DF2A, DF2D, DF2S	T2000	17
T3KA, T3KD, T3KS	T2000	13
FOUR WIRE SPIRAL		
H12A, H12D, H12S	T7000	18
HSPA, HSPD	T7000	19
HSHA, HSHD	T7000, T9000	19
H13A, H13D, H13S	T7000, T9000	20
SIX WIRE SPIRAL		
H13A, H13D, H13S	T7000, T9000, 69000N	20
H15D	T9000, 69000N	20
SUCTION & RETURN		
SR, SRF, SRX	T4000, 1400	21

HOSE SERIES	COUPLING SERIES	PAGE
LARGE BORE		
D2B	T2000, T7000	22
THERMOPLASTIC		
TP7, TP7T, TP7N, TP7TN	TP000	23
TP8, TP8T, TP8N, TP8TN	TP000	23
TP3000	TP000	24
RT7, RT7T, RT7N, RT7TN	T4000, TP000	24
GREASING AND LUBRICATION		
TPGL	TG000	25
TEFLON®		
RTH1	TT000, 1100	25
PRESSURE WASHER		
JS4000	T2000	26
JS6000	T2000	26
TW1	T2000	27
PW2	T2000	27
SHOCKWAVE	TW4000	28
TRANSPORT		
BT1	T2000	29
RQP5	T4000	29
T5	T4000	29
SPECIALTY		
MP1	T4000	30
MS1000, CS1000	T2000	30
RST	T4000	31
PCM	T4000	31
AJY	T4000	32
FPDA	T4000	32
TEXTILE BRAID		
M2	T4000	33
M2G	T4000	33
PL1, PL1D	T4000	34
RQP6	T4000	34
THERMOPLASTIC TEST		
RT7-M	T7200-M	35
AIR CONDITIONING		
FB2	T1G000	35

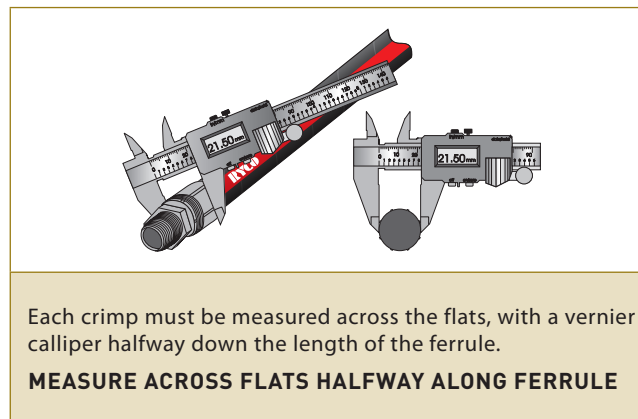
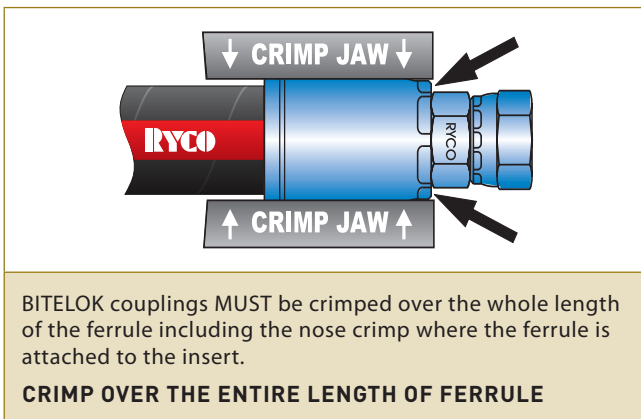
RYCO BITELOK COUPLINGS

IDENTIFYING RYCO BITELOK COUPLINGS

RYCO BITELOK couplings (Mark III/IV/V) have distinctive series code grooves on the body of the ferrule; Mark I couplings do not have any grooves on the body of the ferrule.



CRIMPING RYCO BITELOK COUPLINGS



Caution: TWO-PIECE Couplings – BITELOK (Mark III/IV/V) and Mark I are NOT interchangeable DO NOT Mix and Match ferrules and inserts of Mark III BITELOK TWO-PIECE couplings with Mark I ferrules and inserts. Mark III BITELOK inserts can be identified by micro grooves located near the collar of the insert and series code grooves on the ferrule. Mark I ferrules and inserts do not have these features.

For further information and detailed assembly instructions please contact RYCO or visit www.RYCO.com.au

BRANDING INFORMATION

IMPORTANT INFORMATION: HOSE COUPLING PART NUMBER CHANGES

RYCO's dedication to customer service is paramount. That's why we are constantly expanding our range of hose couplings to meet all of your application needs. In 2012, RYCO updated and improved the part numbering system, which was seamlessly integrated across the product range.

This new part numbering system entailed adding an extra numeric character to 2-digit end style (thread/connector termination) codes, and converting most alpha-numeric end styles to a 3-digit code. The exceptions to this rule are the following:

- "N" will remain in the end style coding where "N" currently represents NPT or NPSM
- "S" will replace current "SS" in the end style coding where "SS" currently represents Stainless Steel material.
- "B" will remain in the end style coding where "B" currently represents Brass material.

The basic nomenclature for identifying New to Previous hose coupling series' is as follows:

ONE-PIECE COUPLING SERIES	
NEW	PREVIOUS
Series	Series
T1000	—
T2000	T200
T4000	T400
T6000	—
T7000	T700
T9000	T900
TG000	—
TP000	—
TT000	1100/RT00*
TW4000	—

*TT000 replaces the Two Piece 1100 Ferrule and RT00 insert.

TWO-PIECE COUPLING SERIES			
NEW		PREVIOUS	
Coupling/ Ferrule	Insert	Coupling/ Ferrule	Insert
46000W	6000W	—	—
66000N	6000N	—	—
69000N	9000N	6900N	900N
69000K	9000K	6900K	900K
1G000	G000	1G00	G00

FIELD-ATTACHABLE AND PUSH-ON COUPLING SERIES			
NEW		PREVIOUS	
Coupling/ Ferrule	Insert	Coupling/ Ferrule	Insert
—	8000	—	800
—	33000	—	3300
K000	6000	K00	600
L000	6000	L00	600
M000	6000	400	600
P000	6000	—	—
V000	6000	V00	600

These changes are further highlighted and explained in the examples provided herein on pages 4 and 5.

To maintain high levels of Customer Service, traceability and accurate product identification, for many years RYCO has been branding both ferrules and inserts of hose couplings. RYCO will continue to provide this level of detail on hose couplings (including ferrules and inserts) bearing the new part numbering format. There will be no change to the identification grooves that currently exist, except for those new hose coupling series' for which the basic markings/branding are represented on the graphics herein.

It should be noted that the following remain identical for a coupling branded with the new part numbering convention and its equivalent part branded with the previous part numbering convention:

- assembly parameters (crimp diameters, mark length and skive lengths)
- performance
- design
- scope of application.

In addition to the hose coupling part numbering change, the following applies:

- The part number change was effective as of the January 2013 Price List
- Parts supplied and invoiced under either the new part number or the equivalent previous part number will be of identical price, including discount (excluding agreements over and above pricing listed in current Price List)
- Parts supplied under the new part number may reflect previous part number branding
- Both new and previous part numbers will appear on each invoice line until further notice
- Both new and previous couplings series are matched to the same range of RYCO hoses as listed in current RYCO literature (unless otherwise stated), and should be assembled as per the current RYCO Crimp Chart
- Thread/Connector and Hose Dash Size numbering remains unchanged.
- Both new and previous couplings series are matched to the same range of RYCO hoses as listed in current RYCO literature (unless otherwise stated), and should be assembled as per the current RYCO Crimp Chart
- Thread/Connector and Hose Dash Size numbering remains unchanged.

BRANDING INFORMATION

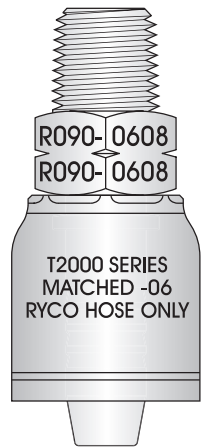
BRANDING EXAMPLES

The pictorial examples in the following pages indicate the differences in branding and identification between New and Previous Coupling Series. Ferrules are branded with the Coupling Series and the following identification marks;

- T1000 has one series code grooves
- T2000 (T200) has two series code grooves
- T4000 (T400) has three series code grooves
- T6000 has two sets of three series code grooves (one at each end of the ferrule)
- T7000 (T700) has four series code grooves
- T9000 (T900) has six series code grooves
- TG000 has one series code knurl

- TT000 has two series code grooves (one at each end of the ferrule)
- TP000 has two series code knurls (one at each end of the ferrule)
- TW4000 has four series code grooves
- 46000W has four series code grooves
- 66000N has two sets of three series code grooves (one at each end of the ferrule)
- 69000N (6900N) has six series code grooves

NEW T2000



← Insert branding
R090-0608

← Ferrule branding
T2000 Series

← Two Series
Code Grooves
identify T2000 Series

To complete the Part Number for Coupling:

Insert Part Branding is
R090-0608

Series is T2000
(from T2000 Ferrule
Branding or Two Series Code
Grooves)

Simply replace "R" of Insert
Part Branding with "T2"
(first two characters of
Series)

(replace R with T2)
R090-0608 → T2090-0608

PREVIOUS T200



← Insert branding
R09-0608

← Ferrule branding
T200 Series

← Two Series
Code Grooves
identify T200 Series

To complete the Part Number for Coupling:


Insert Part Branding is
R09-0608

Series is T200
(from T200 Ferrule Branding
or Two Series Code Grooves)

Simply replace "R" of Insert
Part Branding with "T2"
(first two characters of
Series)

(replace R with T2)
R09-0608 → T209-0608

NEW T9000



← Insert branding
9373-1616

← Ferrule branding
T9000 Series

← Six Series
Code Grooves
identify T9000 Series

To complete the Part Number for Coupling:

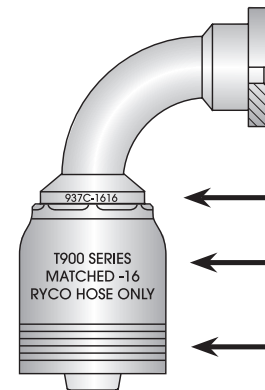
Insert Part Branding is
9373-1616

Series is T9000
(from T9000 Ferrule
Branding or Six Series Code
Grooves)

Simply add "T" to Insert
Part Branding

(add T)
9373-1616 → T9373-1616

PREVIOUS T900



← Insert branding
937C-1616

← Ferrule branding
T900 Series

← Six Series
Code Grooves
identify T900 Series

To complete the Part Number for Coupling:

Insert Part Branding is
937C-1616

Series is T900
(from T900 Ferrule Branding
or Six Series Code Grooves)

Simply add "T" to Insert
Part Branding

(add T)
937C-1616 → T937C-1616

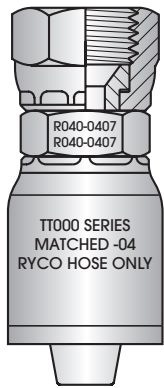
BRANDING INFORMATION

BRANDING EXAMPLES

The pictorial examples in the following pages indicate the differences in branding and identification between New and Previous Coupling Series. Ferrules are branded with the Coupling Series and the following identification marks;

- T1000 has one series code grooves
- T2000 (T200) has two series code grooves
- T4000 (T400) has three series code grooves
- T6000 has two sets of three series code grooves (one at each end of the ferrule)
- T7000 (T700) has four series code grooves
- T9000 (T900) has six series code grooves
- TG000 has one series code knurl
- TT000 has two series code grooves (one at each end of the ferrule)
- TP000 has two series code knurls (one at each end of the ferrule)
- TW4000 has four series code grooves
- 46000W has four series code grooves
- 66000N has two sets of three series code grooves (one at each end of the ferrule)
- 69000N (6900N) has six series code grooves

NEW TT000



← Insert branding
R040-0407

← Ferrule branding
TT000 Series and size

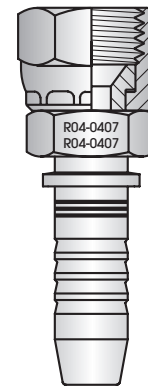
← Two Series Code Grooves (one at top and one at bottom) identify TT000 Series

To complete the Part Number for Coupling:

Insert Part Branding is R040-0407
Series is TT000 (from TT000 Ferrule Branding or Two Series Code Grooves, one at each end of the ferrule)

Simply replace "R" of Insert Part Branding with "TT" (first two characters of Series)
(replace R with TT)
R040-0407 → TT040-0407

PREVIOUS 1100 AND RT00 INSERT



← Insert branding
R04-0407

← Ferrule branding
1100 Series and size

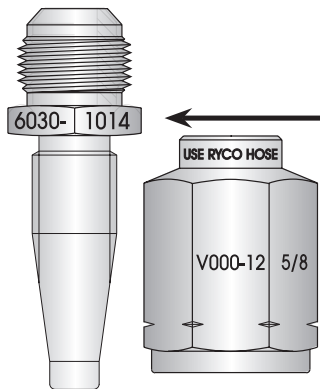
← One Series Code Groove identifies 1100 Series

To complete the Part Number for Coupling:

Insert Part Branding is R04-0407
Series is 1100 (from 1100 Ferrule Branding and One Series Code Groove)

Simply replace "R" of Insert Part Branding with "11" (first two characters of Series)
(replace R with 11)
R04-0407 → 1104-0407

NEW V000



← Insert branding
6030-1014

← Ferrule branding
V000-12 5/8

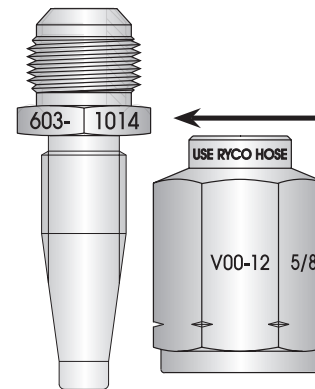
To complete the Part Number for Coupling:

Insert Part Branding is 6030-1014
Series is V000

Simply replace "6" of Insert Part Branding with "V" (first character of Series)

(replace 6 with V)
6030-1014 → V030-1014

PREVIOUS V00



← Insert branding
603-1014

← Ferrule branding
V00-12 5/8


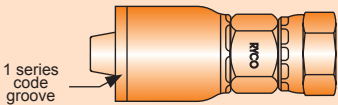
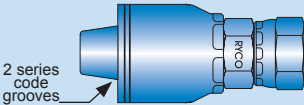
To complete the Part Number for Coupling:


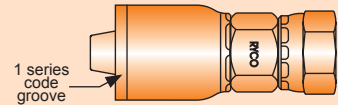
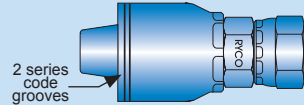
Insert Part Branding is 603-1014
Series is V00

Simply replace "6" of Insert Part Branding with "V" (first character of Series)


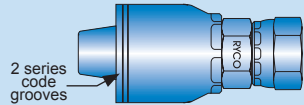
(replace 6 with V)
603-1014 → V03-1014


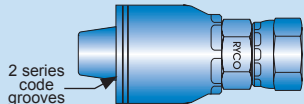
ISOBARIC BRAID HOSE

ISOBARIC BRAID HOSE				T1000 COUPLINGS				T2000 COUPLINGS			
											
AVENGER	DIEHARD	SLIDER		CRIMP Ø	MARK LENGTH	RYCO RAPID		CRIMP Ø	MARK LENGTH	RYCO RAPID	
T3000A	T3000D	T3000S		±0,20mm	mm	DIE COLOUR	RAPID NUMBER	±0,20mm	mm	DIE COLOUR	RAPID NUMBER
T3004A	T3004D	T3004S		15,2	25			16,5	25	GREY	212
T3005A	T3005D	T3005S		17,0	25	GREY	522	18,3	25	GREY	473
T3006A	T3006D	T3006S		18,5	25	GREY	563	20,7	25	RED	104
T3008A	T3008D	T3008S		21,7	25	LT YELLOW	861	23,7	25	LT YELLOW	704
T3010A	T3010D	T3010S		26,9	29			28,6	30	DK BLUE	625
T3012A	T3012D	T3012S		30,7	29			32,0	30	LT GREEN	374
T3016A	T3016D	T3016S		37,8	34	BLACK	225	40,2	30	WHITE	103


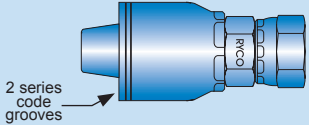
ISOBARIC BRAID HOSE				T1000 COUPLINGS				T2000 COUPLINGS			
											
AVENGER	DIEHARD	SLIDER		CRIMP Ø	MARK LENGTH	RYCO RAPID		CRIMP Ø	MARK LENGTH	RYCO RAPID	
T3600A	T3600D	T3600S		±0,20mm	mm	DIE COLOUR	RAPID NUMBER	±0,20mm	mm	DIE COLOUR	RAPID NUMBER
T3604A	T3604D	T3604S		15,2	25			16,5	25	GREY	581
T3605A	T3605D	T3605S		17,0	25	GREY	522	18,3	25	GREY	473
T3606A	T3606D	T3606S		18,5	25	GREY	563	20,7	25	RED	243
T3608A	T3608D	T3608S		22,5	25	LT YELLOW	822	24,5	25	LT YELLOW	704
T3610A	T3610D	T3610S		26,2	29	DK BLUE	732	28,4	30	DK BLUE	684
T3612A	T3612D	T3612S		29,7	29	LT GREEN	291	31,3	30	LT GREEN	243
T3616A	T3616D	T3616S						41,1	30		

ISOBARIC BRAID HOSE



ISOBARIC BRAID HOSE				T2000 COUPLINGS			
							
AVENGER	DIEHARD	SLIDER		CRIMP Ø	MARK LENGTH	RYCO RAPID	
T4000A	T4000D	T4000S		±0,20mm	mm	DIE COLOUR	RAPID NUMBER
T4004A	T4004D	T4004S		16,5	25	GREY	212
T4005A	T4005D	T4005S		19,3	25	RED	252
T4006A	T4006D	T4006S		21,5	25	LT YELLOW	961
T4008A	T4008D	T4008S		25,2	25	DK BLUE	702
T4010A	T4010D	T4010S		28,8	30	LT GREEN	261
T4012A	T4012D	T4012S		32,8	30	LT GREEN	665



ISOBARIC BRAID HOSE				T2000 COUPLINGS			
							
AVENGER	DIEHARD	SLIDER		CRIMP Ø	MARK LENGTH	RYCO RAPID	
T5000A	T5000D	T5000S		±0,20mm	mm	DIE COLOUR	RAPID NUMBER
T5004A	T5004D	T5004S		17,6	25	GREY	813
T5005A	T5005D	T5005S		19,5	25	RED	272
T5006A	T5006D	T5006S		21,7	25	LT YELLOW	891
T5008A	T5008D	T5008S		25,0	25	DK BLUE	761

ISOBARIC BRAID HOSE



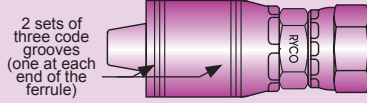

ISOBARIC BRAID HOSE			T2000 COUPLINGS				
							
AVENGER	DIEHARD	SLIDER	CRIMP Ø	MARK LENGTH	RYCO RAPID		
T6000A	T6000D	T6000S	±0,20mm	mm	DIE COLOUR	RAPID NUMBER	
T6004A	T6004D	T6004S	17,6	25	GREY	813	
T6005A	T6005D	T6005S	19,0	25	RED	232	
T6006A	T6006D	T6006S	22,0	25	LT YELLOW	822	


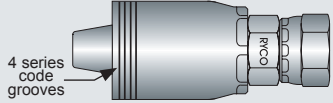
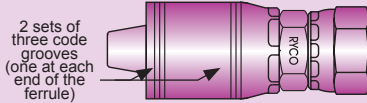
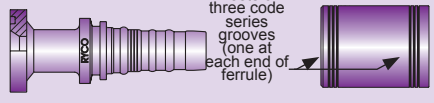
ISOBARIC SPIRAL HOSE

ISOBARIC SPIRAL HOSE				T7000 COUPLINGS			
							
AVENGER	DIEHARD	SLIDER		CRIMP Ø	MARK LENGTH	RYCO RAPID	
H3000A	H3000D	H3000S		±0,20mm	mm	DIE COLOUR	RAPID NUMBER
H3020A	H3020D	H3020S		52,7	51	DK YELLOW	663
H3024A	H3024D	H3024S		56,9	56		
H3032A	H3032D	H3032S		67,8	60		

ISOBARIC SPIRAL HOSE				T7000 COUPLINGS			
							
AVENGER	DIEHARD	SLIDER		CRIMP Ø	MARK LENGTH	RYCO RAPID	
H4000A	H4000D	H4000S		±0,20mm	mm	DIE COLOUR	RAPID NUMBER
H4006A	H4006D	H4006S		26,0	29	DK BLUE	192
H4008A	H4008D	H4008S		26,9	29	DK BLUE	743
H4010A	H4010D	H4010S		30,8	32	LT GREEN	843
H4012A	H4012D	H4012S		34,9	32	BLACK	782
H4016A	H4016D	H4016S		41,9	43	WHITE	654
H4020A	H4020D	H4020S		51,7	51	DK YELLOW	972
H4024A	H4024D	H4024S		56,6	56		
H4032A	H4032D	H4032S		70,5	60		

ISOBARIC SPIRAL HOSE

ISOBARIC SPIRAL HOSE				T7000 COUPLINGS				T6000 COUPLINGS				T9000 COUPLINGS			
															
AVENGER	DIEHARD	SLIDER	ICEBREAKER	CRIMP Ø	MARK LENGTH	RYCO RAPID		CRIMP Ø	MARK LENGTH	RYCO RAPID		CRIMP Ø	MARK LENGTH	RYCO RAPID	
H5000A	H5000D	H5000S	H5000C	±0,20mm	mm	DIE COLOUR	RAPID NUMBER	±0,20mm	mm	DIE COLOUR	RAPID NUMBER	±0,20mm	mm	DIE COLOUR	RAPID NUMBER
H5006A	H5006D	H5006S		26,0	29	DK BLUE	192								
H5008A	H5008D	H5008S		27,6	29	DK BLUE	634								
H5010A	H5010D	H5010S		32,0	32	LT GREEN	184								
H5012A	H5012D	H5012S	H5012C	35,4	32	BLACK	243								
H5016A	H5016D	H5016S	H5016C	41,9	43	WHITE	554								
H5020A	H5020D	H5020S	H5020C	52,6	51	DK YELLOW	863								
H5024A	H5024D	H5024S	H5024C	58,0	56			59,5 ⁺	88						
H5032A	H5032D	H5032S						78,0 ⁺	105			74,0	90		

ISOBARIC SPIRAL HOSE				T7000 COUPLINGS				T6000 COUPLINGS				66000N TWO-PIECE COUPLINGS				
																
AVENGER	DIEHARD	SLIDER		CRIMP Ø	MARK LENGTH	RYCO RAPID		CRIMP Ø	MARK LENGTH	RYCO RAPID		CRIMP Ø	SKIVE LENGTH EXT.	INT.	RYCO RAPID	
H6000A	H6000D	H6000S		±0,20mm	mm	DIE COLOUR	RAPID NUMBER	±0,20mm	mm	DIE COLOUR	RAPID NUMBER	±0,20mm	mm*	mm*	DIE COLOUR	RAPID NUMBER
H6006A	H6006D	H6006S		26,1 [#]	29											
H6008A	H6008D	H6008S		27,6	29	DK BLUE	634									
H6010A	H6010D	H6010S		31,2	32	LT GREEN	193									
H6012A	H6012D	H6012S		35,4	32	BLACK	343	36,0	52							
H6016A	H6016D	H6016S		42,0	43	WHITE	84	44,6 ⁺	65							
H6020A	H6020D	H6020S		52,0	51	DK YELLOW	913	54,3	68			51,5	60 Skive	20 Skive		
H6024A	H6024D	H6024S						59,5 ⁺	88			61,5 ⁺	60 Skive	20 Skive		
H6032A	H6032D	H6032S						82,0 ⁺	105			78,5 ^{**}	75 Skive	20 Skive		

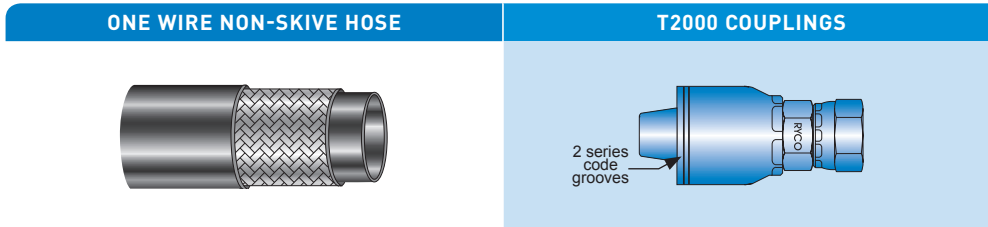
* Denotes internal skive and external skive must be completed before attaching 66000N and 69000N coupling.

H6006A, H6006D, H6006S - Required crimping tolerance is ± 0,10mm.

** 66000N and 69000N series couplings have identical crimp specifications for H6032A, H6032D and H6032S hose.

+ T6000 and 66000N series couplings may require longer dies when crimping.

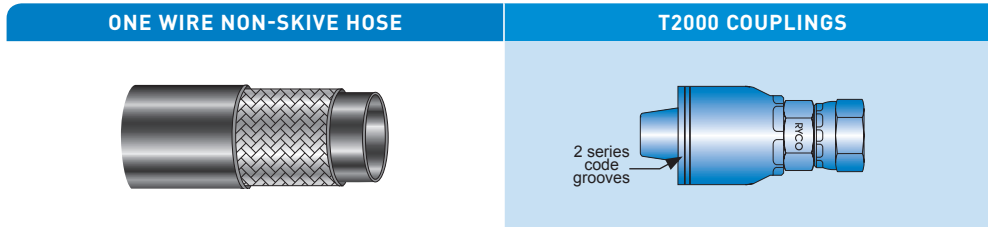
ONE WIRE NON-SKIVE HOSE



ONE WIRE NON-SKIVE HOSE				T2000 COUPLINGS			
AVENGER	DIEHARD	SLIDER	SURVIVOR	CRIMP Ø	MARK LENGTH	RYCO RAPID	
T1A	T1D, T1F*	T1S	RQP1	±0,20mm	mm	DIE COLOUR	RAPID NUMBER
T13A	T13D	T13S		15,3	19	DK GREEN	423
T14A	T14D	T14S	RQP14	17,3	25	GREY	313
T15A	T15D	T15S	RQP15	18,7	25	RED	281
T16A	T16D	T16S	RQP16	21,5	25	LT YELLOW	881
T18A	T18D	T18S	RQP18	25,0	25	DK BLUE	291
T110A	T110D	T110S	RQP110	28,3	30	DK BLUE	715
T112A	T112D	T112S	RQP112	31,8	30	LT GREEN	564
T116A	T116D	T116S	RQP116	41,5	30		
T120A	T120D	T120S		50,5	51	DK YELLOW	871
T124A	T124D	T124S		54,8	51	DK YELLOW	875
T132A	T132D	T132S		67,3	56		

*T1F Fire Suppression Series Hose – Use same Coupling Series, Crimp Diameters and Mark Length Dimensions as equivalent size T1A and T1D hose.


ONE WIRE NON-SKIVE HOSE



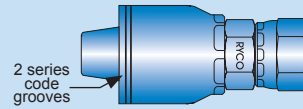
ONE WIRE NON-SKIVE HOSE				T2000 COUPLINGS			
ENERGY				CRIMP Ø	MARK LENGTH	RYCO RAPID	
E1				±0,20mm	mm	DIE COLOUR	RAPID NUMBER
E13				15,3	19	DK GREEN	423
E14				17,3	25	GREY	313
E15				18,7	25	RED	281
E16				21,5	25	LT YELLOW	881
E18				25,0	25	DK BLUE	291
E110				28,3	30	DK BLUE	715
E112				31,8	30	LT GREEN	564
E116				41,5	30		
E120				50,5	51	DK YELLOW	871
E124				54,8	51	DK YELLOW	875
E132				67,3	56		

ONE & TWO WIRE ISOBARIC NON-SKIVE HOSE

ONE & TWO WIRE ISOBARIC NON-SKIVE HOSE




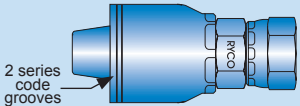


T2000 COUPLINGS



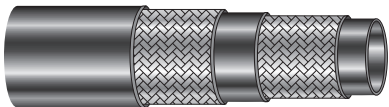
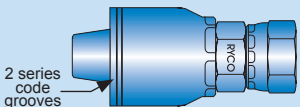
AVENGER	DIEHARD	SLIDER		CRIMP Ø	MARK LENGTH	RYCO RAPID	
						DIE COLOUR	RAPID NUMBER
T3KA	T3KD	T3KS		±0,20mm	mm		
T3K4A	T3K4D	T3K4S		17,3*	25	GREY	503
T3K6A	T3K6D	T3K6S		21,5	25	LT YELLOW	381
T3K8A	T3K8D	T3K8S		25,0	25	DK BLUE	091
T3K10A	T3K10D	T3K10S		29,3	30	LT GREEN	912
T3K12A	T3K12D	T3K12S		32,8	30	LT GREEN	765
T3K16A	T3K16D	T3K16S		41,5	30	WHITE	624

*T3K4A, T3K4D, T3K4S – Required crimping tolerance is ± 0,10mm.


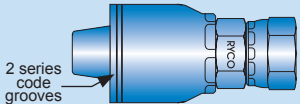

TWO WIRE NON-SKIVE HOSE

TWO WIRE NON-SKIVE HOSE				T2000 COUPLINGS				T7000 COUPLINGS				1200 TWO-PIECE COUPLINGS			
															
AVENGER	DIEHARD	SLIDER	SURVIVOR	CRIMP Ø	MARK LENGTH	RYCO RAPID		CRIMP Ø	MARK LENGTH	RYCO RAPID		CRIMP Ø	SKIVE LENGTH	RYCO RAPID	
T2A	T2D, TXA2D*	T2S	RQP2	±0,20mm	mm	DIE COLOUR	RAPID NUMBER	±0,20mm	mm	DIE COLOUR	RAPID NUMBER	±0,20mm	EXT. mm	DIE COLOUR	RAPID NUMBER
T24A	T24D	T24S	RQP24	18,3	25	GREY	814								
T25A	T25D	T25S		19,9	25	RED	703								
T26A	T26D	T26S	RQP26	22,5	25	LT YELLOW	682	26,0	29	DK BLUE	792				
T28A	T28D	T28S	RQP28	26,0	25	DK BLUE	192	27,7	29	DK BLUE	764				
T210A	T210D	T210S	RQP210	29,3	30	LT GREEN	422	32,0	32	LT GREEN	194				
T212A	T212D	T212S	RQP212	32,8	30	LT GREEN	765	35,5	32	BLACK	873				
T216A	T216D	T216S	RQP216	42,1	30			42,7	43	WHITE	665				
T220A	T220D	T220S	RQP220	51,5	51	DK YELLOW	172	54,0	51	DK YELLOW	815				
T224A	T224D	T224S	RQP224	57,2	51	MAGENTA	902	58,8	56	MAGENTA	883				
T232A	T232D	T232S	RQP232	70,2	56			71,1	60						
T240A	T240D			85,0	76							82,0	72 Skive		
T248A	T248D			96,3	76										


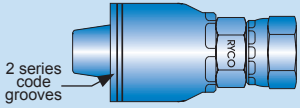
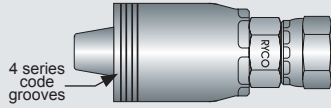
*TXA2D Series Hose – Use same Coupling Series, Crimp Diameters and Mark Length Dimensions as equivalent size T2D hose.


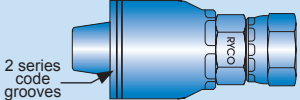
TWO WIRE NON-SKIVE JACK HOSE				T2000 COUPLINGS			
							
	DIEHARD			CRIMP Ø	MARK LENGTH	RYCO RAPID	
	TJ2D			±0,20mm	mm	DIE COLOUR	RAPID NUMBER
	TJ24D			18,3	25	GREY	814
	TJ26D			22,5	25	LT YELLOW	682

TWO WIRE NON-SKIVE HOSE

TWO WIRE LOW TEMP NON-SKIVE HOSE				T2000 COUPLINGS				T7000 COUPLINGS			
											
ICEBREAKER				CRIMP Ø	MARK LENGTH	RYCO RAPID		CRIMP Ø	MARK LENGTH	RYCO RAPID	
T2C				±0,20mm	mm	DIE COLOUR	RAPID NUMBER	±0,20mm	mm	DIE COLOUR	RAPID NUMBER
T24C				18,3	25	GREY	814				
T25C				19,9	25	RED	703				
T26C				22,5	25	LT YELLOW	682	26,0	29	DK BLUE	792
T28C				26,0	25	DK BLUE	192	27,7	29	DK BLUE	764
T210C				29,3	30	LT GREEN	422	32,0	32	LT GREEN	194
T212C				32,8	30	LT GREEN	765	35,5	32	BLACK	873
T216C				42,1	30			42,7	43	WHITE	665
T220C				51,5	51	DK YELLOW	172	54,0	51	DK YELLOW	815
T224C				57,2	51	MAGENTA	902	58,8	56	MAGENTA	883
T232C				70,2	56			71,1	60		


TWO WIRE NON-SKIVE HOSE

TWO WIRE NON-SKIVE HOSE				T2000 COUPLINGS				T7000 COUPLINGS			
											
ENERGY				CRIMP Ø	MARK LENGTH	RYCO RAPID		CRIMP Ø	MARK LENGTH	RYCO RAPID	
E2				±0,20mm	mm	DIE COLOUR	RAPID NUMBER	±0,20mm	mm	DIE COLOUR	RAPID NUMBER
E24				18,3	25	GREY	814				
E25				19,9	25	RED	703				
E26				22,5	25	LT YELLOW	682	26,0	29	DK BLUE	792
E28				26,0	25	DK BLUE	192	27,7	29	DK BLUE	764
E210				29,3	30	LT GREEN	422	32,0	32	LT GREEN	194
E212				32,8	30	LT GREEN	765	35,5	32	BLACK	873
E216				41,5	30	WHITE	234	42,7	43	WHITE	665

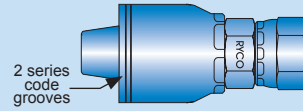
TWO WIRE COMPACT NON-SKIVE HOSE				T2000 COUPLINGS			
							
ENERGY COMPACT				CRIMP Ø	MARK LENGTH	RYCO RAPID	
EC2				±0,20mm	mm	DIE COLOUR	RAPID NUMBER
EC24				17,3	25	GREY	313
EC26				21,5	25	RED	124
EC28				25,0	25	DK BLUE	761
EC210				28,3	30	DK BLUE	715
EC212				31,8	30	LT GREEN	124
EC216				40,5	30	WHITE	133

TWO WIRE NON-SKIVE HOSE

TWO WIRE COMPACT NON-SKIVE HOSE




T2000 COUPLINGS



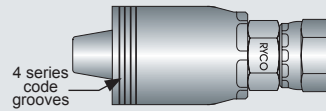
AVENGER	DIEHARD	SLIDER		CRIMP Ø	MARK LENGTH	RYCO RAPID	
DF2A	DF2D	DF2S		±0,20mm	mm	DIE COLOUR	RAPID NUMBER
DF24A	DF24D	DF24S		17,3	25	GREY	313
DF26A	DF26D	DF26S		21,5	25	RED	124
DF28A	DF28D	DF28S		25,0	25	DK BLUE	761
DF210A	DF210D	DF210S		28,3	30	DK BLUE	715
DF212A	DF212D	DF212S		31,8	30	LT GREEN	124
DF216A	DF216D	DF216S		40,5	30	WHITE	133
DF220A	DF220D	DF220S		48,0	51		

FOUR WIRE SPIRAL HOSE

FOUR WIRE SPIRAL HOSE


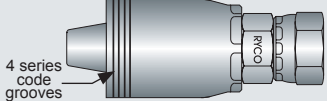





T7000 COUPLINGS






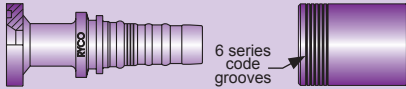
AVENGER	DIEHARD	SLIDER		CRIMP Ø	MARK LENGTH	RYCO RAPID	
H12A	H12D	H12S		±0,20mm	mm	DIE COLOUR	RAPID NUMBER
H1206A	H1206D	H1206S		26,0	29	DK BLUE	192
H1208A	H1208D	H1208S		27,6	29	DK BLUE	844
H1210A	H1210D	H1210S		32,0	32	LT GREEN	284
H1212A	H1212D	H1212S		35,4	32	BLACK	243
H1216A	H1216D	H1216S		42,3	43	WHITE	025
H1220A	H1220D	H1220S		52,7	51	DK YELLOW	183
H1224A	H1224D	H1224S		58,2	56		
H1232A	H1232D	H1232S		70,6	60		
	H1240D			86,5	77		

FOUR WIRE SPIRAL HOSE

FOUR WIRE SPIRAL HOSE				T7000 COUPLINGS			
							
AVENGER	DIEHARD			CRIMP Ø	MARK LENGTH	RYCO RAPID	
HSPA	HSPD			±0,20mm	mm	DIE COLOUR	RAPID NUMBER
HSP06A	HSP06D			26,2	29	DK BLUE	413
HSP08A	HSP08D			27,6	29	DK BLUE	344
HSP10A	HSP10D			32,0	32	LT GREEN	144
HSP12A	HSP12D			35,4	32	BLACK	363
HSP16A	HSP16D			41,9	43	WHITE	054



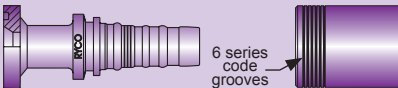
FOUR WIRE SPIRAL HOSE				T7000 COUPLINGS				T9000 COUPLINGS			
											
AVENGER	DIEHARD			CRIMP Ø	MARK LENGTH	RYCO RAPID		CRIMP Ø	MARK LENGTH	RYCO RAPID	
HSHA	HSHD			±0,20mm	mm	DIE COLOUR	RAPID NUMBER	±0,20mm	mm	DIE COLOUR	RAPID NUMBER
HSH12A	HSH12D							36,6	37	BLACK	284
HSH16A	HSH16D							43,8	50	WHITE	846
HSH20A	HSH20D			51,5	51	DK YELLOW	552				
HSH24A	HSH24D			56,9	56						
HSH32A	HSH32D			71,9	60						

FOUR AND SIX WIRE SPIRAL HOSE

FOUR & SIX WIRE SPIRAL HOSE				T7000 COUPLINGS				T9000 COUPLINGS				69000N TWO-PIECE COUPLINGS				
																
AVENGER	DIEHARD	SLIDER		CRIMP Ø	MARK LENGTH	RYCO RAPID		CRIMP Ø	MARK LENGTH	RYCO RAPID		CRIMP Ø	SKIVE LENGTH		RYCO RAPID	
H13A	H13D	H13S		±0,20mm	mm	DIE COLOUR	RAPID NUMBER	±0,20mm	mm	DIE COLOUR	RAPID NUMBER	±0,20mm	EXT. mm*	INT. mm*	DIE COLOUR	RAPID NUMBER
H1312A	H1312D	H1312S		35,0	29 Skive	BLACK	013	36,6	37	BLACK	874					
H1316A	H1316D	H1316S		41,7	38 Skive	WHITE	054	44,7	50	WHITE	147					
H1320A	H1320D	H1320S		55,9	48 Skive	DK YELLOW	896	55,3	60	DK YELLOW	146	54,5	73 Skive	17 Skive		
H1324A	H1324D	H1324S						61,9	74			60,0	80 Skive	25 Skive		
H1332A	H1332D	H1332S						77,0	90			78,5**	75 Skive	20 Skive		


** 66000N and 69000N series couplings have identical crimp specifications for H1332A, H1332D and H1332S hose.

NOTE: Contact RYCO for special assembly work instruction for assembling 69000K series couplings with H13A, H13D and H13S series hose.

FOUR & SIX WIRE SPIRAL HOSE				T9000 COUPLINGS				69000N TWO-PIECE COUPLINGS				
												
	DIEHARD			CRIMP Ø	MARK LENGTH	RYCO RAPID		CRIMP Ø	SKIVE LENGTH		RYCO RAPID	
	H15D			±0,20mm	mm	DIE COLOUR	RAPID NUMBER	±0,20mm	EXT. mm*	INT. mm*	DIE COLOUR	RAPID NUMBER
	H1512D							35,4	38 Skive	10 Skive	BLACK	353
	H1516D			44,3	50	WHITE	096	43,1	48 Skive	15 Skive	WHITE	795
	H1520D			55,3	60	DK YELLOW	146	54,5	73 Skive	17 Skive	DK YELL.	365
	H1524D							61,0	80 Skive	25 Skive		

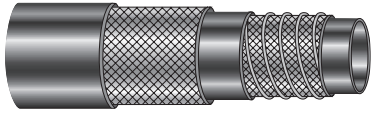
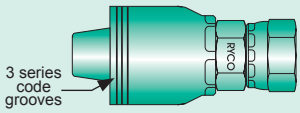
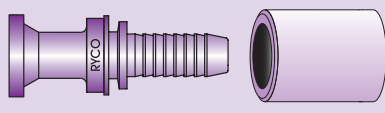
66000N/69000N SKIVE INSTRUCTIONS

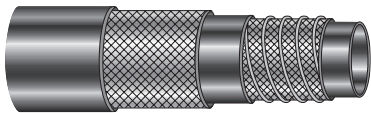
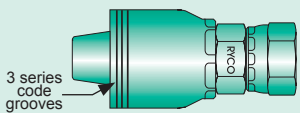
Hose must be SKIVED INTERNALLY and EXTERNALLY to the dimensions shown.



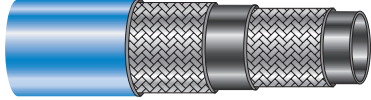
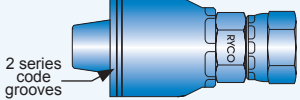

* Denotes internal skive and external skive must be completed before attaching 69000N coupling.

SUCTION & RETURN HOSE

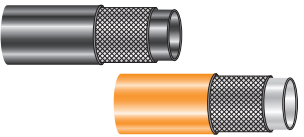
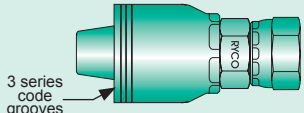
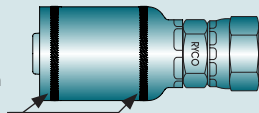
SUCTION & RETURN HOSE				T4000 COUPLINGS				1400 TWO-PIECE COUPLINGS			
											
SUCTION RETURN	DEFIANT COMPACT			CRIMP Ø	MARK LENGTH	RYCO RAPID		CRIMP Ø	MARK LENGTH	RYCO RAPID	
SR	SRF			±0,20mm	mm	DIE COLOUR	RAPID NUMBER	±0,20mm	mm	DIE COLOUR	RAPID NUMBER
SR12	SRF12			33,6	28	BLACK	991				
SR16				43,0	31	WHITE	406				
	SRF16			40,4	31	WHITE	733				
SR20	SRF20			51,5	45	DK YELLOW	282				
SR24	SRF24			57,3	50	MAGENTA	072				
SR32				70,3	53						
	SRF32			70,3	51						
SR40				84,5	65			85,2	80		

SUCTION & RETURN HOSE				T4000 COUPLINGS			
							
XTREME FLEXIBLE COMPACT				CRIMP Ø	MARK LENGTH	RYCO RAPID	
SRX				±0,20mm	mm	DIE COLOUR	RAPID NUMBER
SRX12				31,4	30		
SRX16				39,2	31		
SRX20				48,5	48		
SRX24				53,3	50		
SRX32				66,7	51		
SRX40				82,1	65		
SRX48				94,6	60		

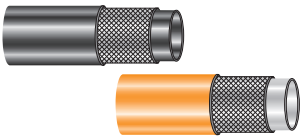
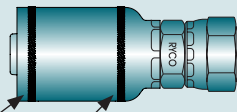
LARGE BORE HOSE

HIGH TEMPERATURE DRILL RIG HOSE				T2000 COUPLINGS				T7000 COUPLINGS			
				 <p>2 series code grooves</p>				 <p>4 series code grooves</p>			
DRILLER				CRIMP Ø	MARK LENGTH	RYCO RAPID		CRIMP Ø	MARK LENGTH	RYCO RAPID	
D2B				±0,20mm	mm	DIE COLOUR	RAPID NUMBER	±0,20mm	mm	DIE COLOUR	RAPID NUMBER
D224B				54,0	51			56,1	56		
D232B				67,0	56			68,5	60		

THERMOPLASTIC HOSE


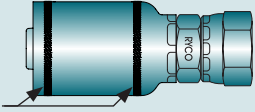
THERMOPLASTIC HOSE				T4000 COUPLINGS				TP000 COUPLINGS			
				 <p>3 series code grooves</p>				 <p>2 series code knurls (one at each end of the ferrule)</p>			
SPIDERLINE	SPIDERLINE TWIN	ISOLATOR*	ISOLATOR TWIN*	CRIMP Ø	MARK LENGTH	RYCO RAPID		CRIMP Ø	MARK LENGTH	RYCO RAPID	
TP7	TP7T	TP7N	TP7TN	±0,20mm	mm	DIE COLOUR	RAPID NUMBER	±0,10mm	mm	DIE COLOUR	RAPID NUMBER
TP72	TP72T	TP72N	TP72TN	8,8	25						
TP73	TP73T	TP73N	TP73TN					11,9	23		
TP74	TP74T	TP74N	TP74TN					14,1	23	DK GREEN	471
TP75	TP75T	TP75N	TP75TN					16,3	24		
TP76	TP76T	TP76N	TP76TN					17,7	25	GREY	592
TP78	TP78T	TP78N	TP78TN					22,1	28	LT YELLOW	891
TP710	TP710T	TP710N	TP710TN								
TP712	TP712T	TP712N	TP712TN					29,2	36		
TP716	TP716T	TP716N	TP716TN					35,9	37		

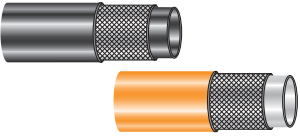
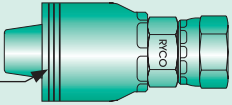
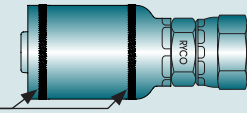
* Non-conductive hoses should be suitably capped while in storage to provide moisture protection and maintain non-conductive properties.

THERMOPLASTIC HOSE				TP000 COUPLINGS			
				 <p>2 series code knurls (one at each end of the ferrule)</p>			
SPIDERLINE	SPIDERLINE TWIN	ISOLATOR*	ISOLATOR TWIN*	CRIMP Ø	MARK LENGTH	RYCO RAPID	
TP8	TP8T	TP8N	TP8TN	±0,10mm	mm	DIE COLOUR	RAPID NUMBER
TP84	TP84T	TP84N	TP84TN	13,7	23	DK PURPLE	203
TP86	TP86T	TP86N	TP86TN	17,4	25	GREY	562
TP88	TP88T	TP88N	TP88TN	21,5	28	RED	124

* Non-conductive hoses should be suitably capped while in storage to provide moisture protection and maintain non-conductive properties.

THERMOPLASTIC HOSE



ISOBARIC THERMOPLASTIC HOSE				TP000 COUPLINGS			
							
				2 series code knurls (one at each end of the ferrule)			
TP3000				CRIMP Ø	MARK LENGTH	RYCO RAPID	
				±0,10mm	mm	DIE COLOUR	RAPID NUMBER
TP3004				14,1	23	DK GREEN	471
TP3006				18,1	25	GREY	533
TP3008				23,2	26	LT YELLOW	803

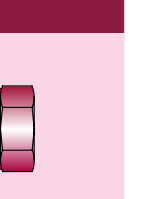


THERMOPLASTIC HOSE				T4000 COUPLINGS				TP000 COUPLINGS			
											
				3 series code grooves				2 series code knurls (one at each end of the ferrule)			
SPIDERLINE	SPIDERLINE TWIN	ISOLATOR*	ISOLATOR TWIN*	CRIMP Ø	MARK LENGTH	RYCO RAPID		CRIMP Ø	MARK LENGTH	RYCO RAPID	
RT7	RT7T	RT7N	RT7TN	±0,10mm	mm	DIE COLOUR	RAPID NUMBER	±0,10mm	mm	DIE COLOUR	RAPID NUMBER
RT72*				9,3*	14	R125-T400-02	942				
RT73				12,9	20	DK PURPLE	262				
RT74	RT74T	RT74N	RT74TN	15,9	25	GREY	481	14,6	25		
RT75	RT75T	RT75N	RT75TN	17,4	25						
RT76	RT76T	RT76N	RT76TN	19,5	25	RED	282				
RT78	RT78T	RT78N	RT78TN	23,4	26	LT YELLOW	073	22,6	28		
RT710	RT710T	RT710N	RT710TN	27,1	30						
RT712	RT712T	RT712N	RT712TN	30,0	30						

* RT72 – Special dies and assembly instructions are required, please contact your RYCO representative.

* Non-conductive hoses should be suitably capped while in storage to provide moisture protection and maintain non-conductive properties.

GREASING AND LUBRICATION AND TEFLON® HOSE

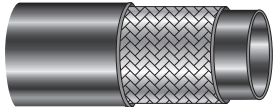
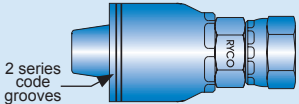
GREASING AND LUBRICATION HOSE				TG000 COUPLINGS			
							
GREASE LINE				CRIMP Ø	MARK LENGTH	RYCO RAPID	
TPGL				±0,05mm	mm	DIE COLOUR	RAPID NUMBER
TPGL2				10,35	23		


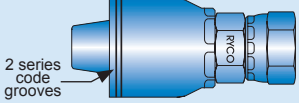
TEFLON® HOSE				TT000 COUPLINGS				1100 TWO-PIECE COUPLINGS			
											
TEFLON®				CRIMP Ø	MARK LENGTH	RYCO RAPID		CRIMP Ø	MARK LENGTH	RYCO RAPID	
RTH1				±0,10mm	mm	DIE COLOUR	RAPID NUMBER	±0,10mm	mm	DIE COLOUR	RAPID NUMBER
RTH14				14,7	23	DK GREEN	491	14,7	23	DK GREEN	472
RTH16	Refer to RHGP PIB-2018-117-EN for updated Assembly Parameters							16,6	24	GREY	332
RTH18				18,9	27	RED	261	18,9	27	RED	212
RTH110				22,8	34	LT YELLOW	852	22,8	34	LT YELLOW	003
RTH112				27,1	34	DK BLUE	743	27,1	34	DK BLUE	393
RTH116				35,5	37	BLACK	333	35,5	37	BLACK	563

TEFLON® DuPont Registered TM


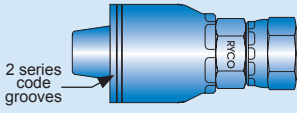
NOTE: 1100 series inserts and ferrules are **not** interchangeable with the previous 1100 series' inserts and ferrules respectively. See pages 3 and 5 herein for further detail.


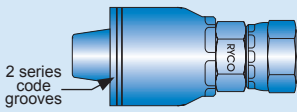
PRESSURE WASHER HOSE

JETSTORM PRESSURE WASHER HOSE			T2000 COUPLINGS				
							
PRESSURE WASHER			CRIMP Ø	MARK LENGTH	RYCO RAPID		
JS4000 BLACK	JS4000 BLUE	JS4000 GREY	±0,20mm	mm	DIE COLOUR	RAPID NUMBER	
JS4004	JS4004B	JS4004G	16,5	25			
JS4005	JS4005B	JS4005G					
JS4006	JS4006B	JS4006G	20,5	25			
JS4008	JS4008B	JS4008G					


JETSTORM PRESSURE WASHER HOSE			T2000 COUPLINGS				
							
PRESSURE WASHER			CRIMP Ø	MARK LENGTH	RYCO RAPID		
JS6000 BLACK	JS6000 BLUE	JS6000 GREY	±0,20mm	mm	DIE COLOUR	RAPID NUMBER	
JS6004	JS6004B	JS6004G	17,1	25			
JS6005	JS6005B	JS6005G					
JS6006	JS6006B	JS6006G	21,2	25			
JS6008	JS6008B	JS6008G					

PRESSURE WASHER HOSE

ONE WIRE PRESSURE WASHER HOSE				T2000 COUPLINGS			
							
TORNADO WASHER				CRIMP Ø	MARK LENGTH	RYCO RAPID	
TW1				±0,20mm	mm	DIE COLOUR	RAPID NUMBER
TW14				17,3	25	GREY	313
TW16				21,5	25	LT YELLOW	881
TW18				25,0	25	DK BLUE	291

TWO WIRE PRESSURE WASHER HOSE				T2000 COUPLINGS			
							
PRESSURE WASHER				CRIMP Ø	MARK LENGTH	RYCO RAPID	
PW2				±0,20mm	mm	DIE COLOUR	RAPID NUMBER
PW24				18,3	25	GREY	814
PW26				22,5	25	LT YELLOW	682

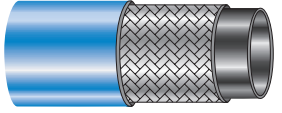
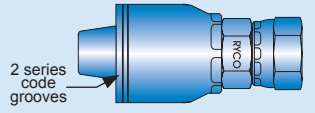
PRESSURE WASHER HOSE


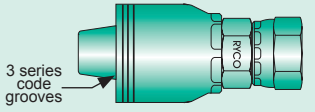


PRESSURE WASHER		CRIMP Ø	MARK LENGTH	SKIVE LENGTH	
SW SHOCKWAVE				EXT. mm*	INT. mm*
SW18006		23,9	49	47 Skive	15 Skive
SW16008		28,8	57	52 Skive	16 Skive
SW14512		38,5	58	54 Skive	19 Skive
SW10012		37,4	58	54 Skive	19 Skive
SW10016		42,6	56	49 Skive	15 Skive

* SHOCKWAVE hose must be skived internally and externally to the dimensions shown.

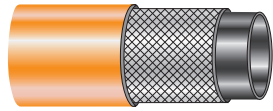
TRANSPORT HOSE

ONE WIRE NON-SKIVE HOSE				T2000 COUPLINGS			
							
BIOTRANS				CRIMP Ø	MARK LENGTH	RYCO RAPID	
BT1				±0,20mm	mm	DIE COLOUR	RAPID NUMBER
BT14				17,3	25	GREY	313
BT15				18,7	25	RED	291
BT16				21,5	25	LT YELLOW	881
BT18				25,0	25	DK BLUE	291
BT110				28,3	30	DK BLUE	715
BT112				31,8	30	LT GREEN	564
BT116				40,5	30	WHITE	133

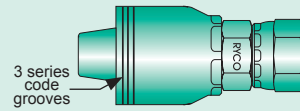
TRANSPORT HOSE			T4000 COUPLINGS			
						
TRUCKER	SURVIVOR	COMMENTS	CRIMP Ø	MARK LENGTH	RYCO RAPID	
T5	RQP5		±0,20mm	mm	DIE COLOUR	RAPID NUMBER
T54	RQP54	USE T4000-03	14,6	20	DK GREEN	472
T55	RQP55	USE T4000-04	17,3	23	GREY	813
T56	RQP56	USE T4000-05	18,9	25	RED	522
T58	RQP58	USE T4000-06	21,5	23	LT YELLOW	191
T510	RQP510	USE T4000-08	25,0	26	DK BLUE	491
T512	RQP512	USE T4000-10	28,7	31	LT GREEN	161
T516	RQP516	USE T4000-14	34,0	31	BLACK	322
T520	RQP520	USE T4000-18	41,0	34	WHITE	573
T524	RQP524	USE T4000-22	50,4	47	DK YELLOW	961
T532	RQP532	USE T4000-29	61,0	53	MAGENTA	126

SPECIALTY HOSE

MULTI-PURPOSE HOSE




T4000 COUPLINGS

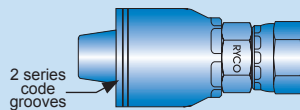


MP1				CRIMP Ø	MARK LENGTH	RYCO RAPID	
				±0,20mm	mm	DIE COLOUR	RAPID NUMBER
MP14				15,7	25	GREY	561
MP16				19,8	25	RED	213
MP18				24,4	26	LT YELLOW	874
MP110				28,5	31	LT GREEN	261
MP112				32,5	31	LT GREEN	055
MP116				40,3	31	WHITE	423
MP120				48,7	48		

MINING HOSE



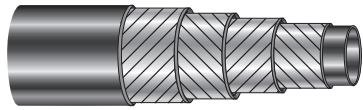
T2000 COUPLINGS



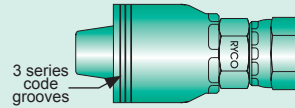
MS1000	CS1000			CRIMP Ø	MARK LENGTH	RYCO RAPID	
				±0,20mm	mm	DIE COLOUR	RAPID NUMBER
MS1008	CS1008						
MS1010	CS1010						
MS1012	CS1012			31,0	30		
MS1016	CS1016			40,0	30		
MS1020	CS1020			49,0	51		
MS1024	CS1024			53,5	51		
MS1032	CS1032			66,0	56		

SPECIALTY HOSE

RUBBER AIR/WATER HOSE

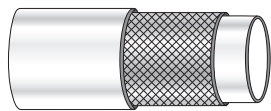


T4000 COUPLINGS

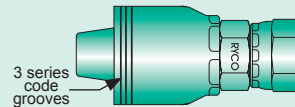


RST			CRIMP Ø	MARK LENGTH	RYCO RAPID	
			±0,20mm	mm	DIE COLOUR	RAPID NUMBER
RST8			25,8	25		
RST12			33,3	29		
RST16			40,6	32		
RST20						
RST24			57,7	48		
RST32			68,0	48		
RST40			84,0	65		
RST48			99,3	61		

MULTI-PURPOSE HOSE



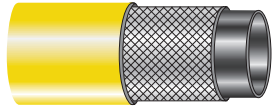
T4000 COUPLINGS



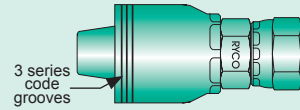
PCM			CRIMP Ø	MARK LENGTH	RYCO RAPID	
			±0,20mm	mm	DIE COLOUR	RAPID NUMBER
PCM8			21,6	26		
PCM12			29,5	30		
PCM16			37,9	31		

SPECIALTY HOSE

AIR JACKHAMMER HOSE

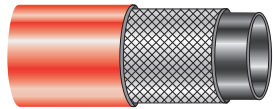


T4000 COUPLINGS

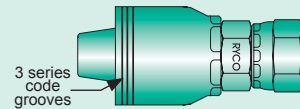


			CRIMP Ø	MARK LENGTH	RYCO RAPID	
AJY			±0,20mm	mm	DIE COLOUR	RAPID NUMBER
AJY16			40,8	31		

FUEL/PETROL DELIVERY HOSE

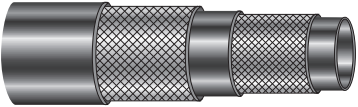
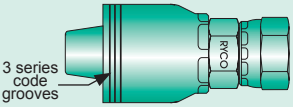


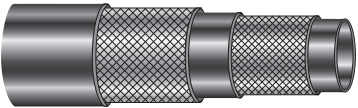
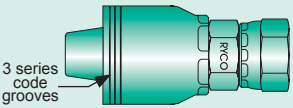
T4000 COUPLINGS




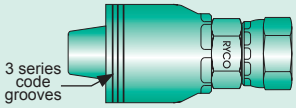
			CRIMP Ø	MARK LENGTH	RYCO RAPID	
FPDA			±0,20mm	mm	DIE COLOUR	RAPID NUMBER
FPDA24			56,5	50		

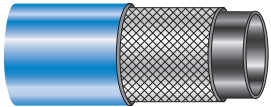
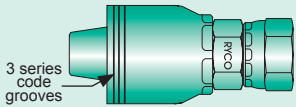
TEXTILE BRAID HOSE

TEXTILE BRAID HOSE				T4000 COUPLINGS			
							
TEXTILE				CRIMP Ø	MARK LENGTH	RYCO RAPID	
M2				±0,20mm	mm	DIE COLOUR	RAPID NUMBER
M24				17,0	25	GREY	522
M26				22,1	25	LT YELLOW	452
M28				26,0	26	DK BLUE	742
M212				33,4	28	BLACK	971


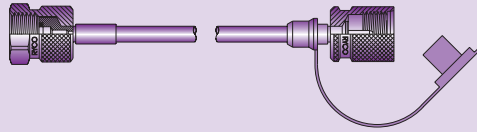
TEXTILE BRAID HOSE				T4000 COUPLINGS			
							
LPG (CLASS C)				CRIMP Ø	MARK LENGTH	RYCO RAPID	
M2G				±0,20mm	mm	DIE COLOUR	RAPID NUMBER
M24G				17,0	25	GREY	522
M26G				22,1	25	LT YELLOW	452
M28G				25,4	26		
M212G				33,4	28	BLACK	971

TEXTILE BRAID HOSE


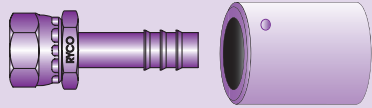
TEXTILE BRAID HOSE				T4000 COUPLINGS			
							
PL1	DIEHARD			CRIMP Ø	MARK LENGTH	RYCO RAPID	
	PL1D			±0,20mm	mm	DIE COLOUR	RAPID NUMBER
PL14	PL14D			15,9	25	DK GREEN	423
PL15	PL15D			17,4	25	GREY	572
PL16	PL16D			19,5	25	RED	232
PL18	PL18D			23,4	26	LT YELLOW	833
PL110	PL110D			26,3	31	DK BLUE	772
PL112	PL112D			29,2	31	LT GREEN	271

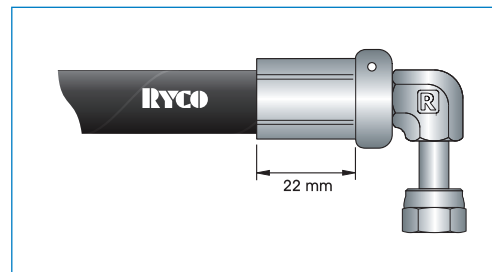
TEXTILE BRAID HOSE				T4000 COUPLINGS			
							
SURVIVOR				CRIMP Ø	MARK LENGTH	RYCO RAPID	
RQP6				±0,20mm	mm	DIE COLOUR	RAPID NUMBER
RQP64				15,9	25	DK GREEN	413
RQP65				17,4	25	GREY	552
RQP66				19,5	25	RED	202
RQP68				23,4	26	LT YELLOW	882
RQP610				26,3	31	DK BLUE	752
RQP612				29,2	31	LT GREEN	291

THERMOPLASTIC TEST HOSE & AIR CONDITIONING HOSE

THERMOPLASTIC TEST HOSE				7200-M EASY TEST COUPLINGS			
							
EASY TEST				CRIMP Ø	MARK LENGTH	RYCO RAPID	
				±0,05mm	mm	DIE COLOUR	RAPID NUMBER
RT7-M02				7,10*	9	PINK	902
RT7-M04				11,5	22		

* Special assembly work instructions are required for assembling. Please contact your RYCO representative.

AIR CONDITIONING HOSE				16000 TWO-PIECE COUPLINGS			
							
AIR CONDITIONING				CRIMP Ø	CRIMP LENGTH	RYCO RAPID	
				±0,20mm	mm	DIE COLOUR	RAPID NUMBER
FB26				18,5	22	RED	781
FB28				22,1	22	LT YELLOW	542
FB210				24,9	22	DK BLUE	481



REVISION SUMMARY

MARCH 2017 (REV.08) TO DECEMBER 2017 (REV.09)

- Updated T5008 + T2000 assembly specification
- Added H5020C + T7000 assembly specification
- Added H5024C + T7000 assembly specification
- Added H5024C + T6000 assembly specification
- Added E1 hose range + T2000 assembly specifications
- Added E25 + T2000 assembly specification
- Added E210 + T2000 assembly specification
- Added E210 + T7000 assembly specification
- Removed EC hose range – replaced with EC2 hose range
- Added EC2 hose range + T2000 assembly specifications
- Added SW18006 + TW4000 assembly specification
- Added DF2S hose range

THREAD ID KIT - POCKET GUIDE AND THREAD IDENTIFICATION KIT

The RYCO Know How Thread ID Kit is to assist with identification of hydraulic threads and connectors. Correct identification is of vital importance, as the incorrect application of high pressure connectors presents an immediate safety risk.

Thread ID Kit Contents:

- Thread identification booklet
- Vernier caliper (digital or dial)
- Metric thread gauge
- Imperial thread gauge
- Pitch gauge 15 cm / 6 inch ruler



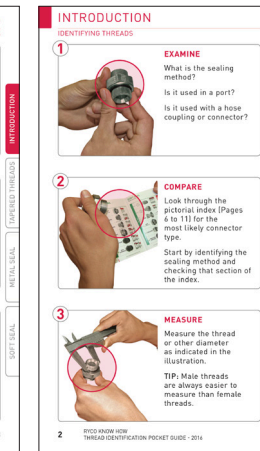
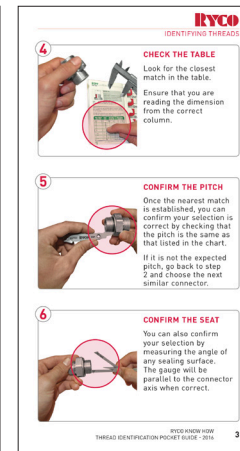
Part Numbers:

RYCO-MKT0250

Digital Vernier Caliper

RYCO-MKT0250D

Dial Vernier Caliper



THREAD ID MATE

THREAD IDENTIFICATION AT YOUR FINGERTIPS

RYCO offer the free Thread ID Mate smartphone app to aid thread identification.

The RYCO Thread ID Mate application enables you to identify hydraulic threads and connectors everywhere you go. The intuitive and simple identification process will help you find detailed information about threads specifications, sizes and more.

The Thread ID Mate app is available for your Android smartphone, iPhone/iPod Touch. Thread identification you can keep in your pocket!

Find out more at www.RYCO.com.au



RYCO LOCATIONS

RYCO 24•7 SERVICE CENTRES

AUSTRALIA +61 1300 111 247

Sales@RYCO.com.au

GLOBAL HEAD OFFICE MELBOURNE
19 Whitehall Street
Footscray, VIC 3011

REGIONAL LOCATIONS ADELAIDE
BL Shipway & Co
217 Richmond Road
Richmond, SA 5033

BRISBANE
97 Northlink Place
Northgate, QLD 4013

NEWCASTLE
14 Ironbark Close
Warabrook, NSW 2304

BLACKWATER
6 Jarrah Street
Blackwater, QLD 4717

PERTH
47 Tacoma Circuit
Canning Vale, WA 6155

RYCO 24•7 133•247 Sales@RYCO247.com

NSW	QLD	SA & NT	VIC & TAS	WA
Bellingen Boggabri Gunnedah Ingleburn Mascot Newcastle Penrith Sydney Smeaton Grange Wallerawang Woodburn	Archerfield Banana Blackwater Brisbane Capricornia Clermont Dysart Eagle Farm Ipswich Moranbah Narangba Rocklea Rollleston	Adelaide Cowell Darwin Kadina Kapunda Loxton Port Pirie Richmond Riverland Roxby Downs Whyalla	Bendigo Melbourne Mildura Shepperton Warrnambool Devonport Launceston	Kalgoorlie Mandurah Newman Perth Port Hedland

NEW ZEALAND +64 800 842 872

Sales@RYCOnz.co.nz

NEW ZEALAND HEAD OFFICE AUCKLAND
4 Autumn Place
Penrose, Auckland 1061

RYCO 24•7 0800•111•247 RYCO247@RYCOnz.co.nz

NORTH ISLAND	SOUTH ISLAND
Gisborne Hamilton Hastings Kaikohe Manawatu Masterton Matamata Morrinsville	New Plymouth Opoutama Otorohanga Palmerston North Pukekohe Putaruru Taupo Tauranga
Waipawa Wellesford Wellington Whakatane Whangarei Whitianga	Christchurch Blenheim Bluff Dovedale Dunedin Golden Bay Gore Invercargill Nelson Thornbury Timaru Westport Winton

USA & CANADA +1 866 821 7926

Sales@RYCO.us

HEAD OFFICE USA & CANADA TEXAS
1616 Greens Road
Houston, Texas 77032

REGIONAL LOCATIONS CALIFORNIA
1150 Valencia Avenue
Tustin, California 92780

IOWA
1007 West 10th Street
Pella, Iowa 50219

ONTARIO
32 Airpark Place
Guelph, ONT
Canada N1L 1B2

RYCO 24•7 Sales@RYCO247.us

BOSSIER CITY	HAMMOND	MICHIGAN CITY
3210 Shed Road Bossier City LA 71111	6718 Kennedy Av Hammond IN 46323	1306 West Highway 20 Michigan City IN 46360
Tel +1 318 747 7926	Tel +1 219 844 6570	Tel +1 219 844 6570

CHINA DALIAN: +86 411 8886 0006

Sales@RYCO.CN SHANGHAI: +86 512 3306 6181

DALIAN
38 Yingri Road
Ying Cheng Zi Industrial Zone
Gan Jing Zi District
Dalian 116036 China

SHANGHAI
2nd Building, 88 Dalian East Road
Taicang Economy Developing Area
Taicang, Jiangsu Province 215400

MALAYSIA LATIN AMERICA SOUTH AFRICA EUROPE

PENANG Plot 207 Kuala Ketil Ind. Estate Kuala Ketil, Kedah, 09300 Tel: +60 4 415 2500 Email: Sales@RYCO.com.sg	LIMA, PERU Av. La Encalada 569 Of. 201-A C.C. Monterrico Surco Lima 33 Tel: +51 1 435 8323 Email: Ventas@RYCO.com.pe	JOHANNESBURG 340 Roan Crescent Corporate Park North Randjespark, Midrand 1685 Tel: +27 10 4100 500 Email: Sales@RYCO.co.za	AUSTRIA 2721 Bad Fischau Windbachgasse 10 Tel: +43 676 723 95 37 Email: Sales@RYCO.eu
--	--	--	--